


DL 100

Direct Loader



For Flat Packing of Rigid and Bagged Products

- Up to 240 Products Per Minute
- Multi-Product Capabilities
- Compact Footprint
- Easy Line Integration
- Quick Product Changeovers



DL 100

Direct Loader

Standard Features:

- Servo Driven Patented Rotary Impeller System
- Packs Various RSC, HSC, and Display-Style Cases and Trays
- Simple Integration with SWF's Broad Line of Case/Tray Erectors and Sealers
- Gentle Product Handling
- Automatic Case Positioner
- Product Catcher/Flap Opener
- Rugged, Reliable, Low Maintenance Construction
- Polycarbonate Interlocked Safety Guarding
- Case Load Station Settler

Options:

- Bag Shingling
- Broken Bag Detector
- Product Settling Conveyor
- Inline or Right Angle Product Infeed
- Stainless Steel Construction

Pack Patterns:


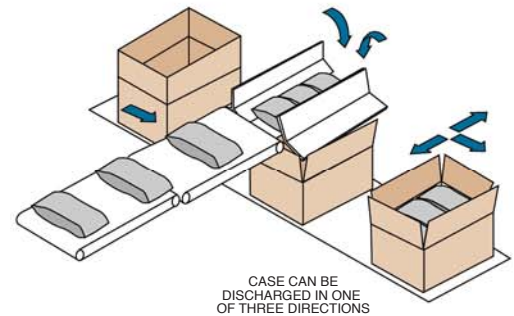
- 1 to 3 Bags Wide
- 1 to 10 Layers Deep
- Up to 5 Bags Long

Patented Impeller System and Operation Sequence:

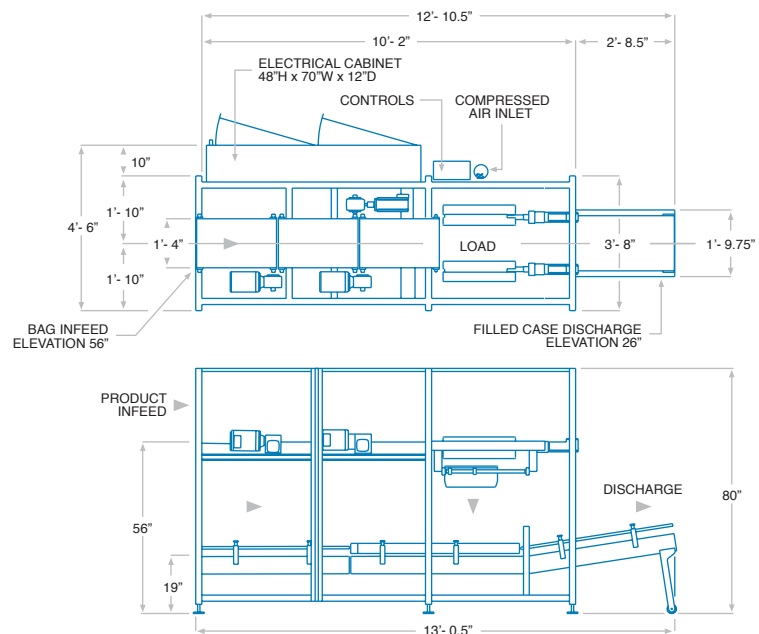
Patented Impeller System



Operation Sequence (Right Angle Shown)



Machinery Specifications:



www.swfcompanies.com | 559.638.8484 | info@swfcompanies.com

